



## Technical Data

# Phonak Audéo V

## Phonak Audéo V-312T (V90/V70/V50/V30) (xS)

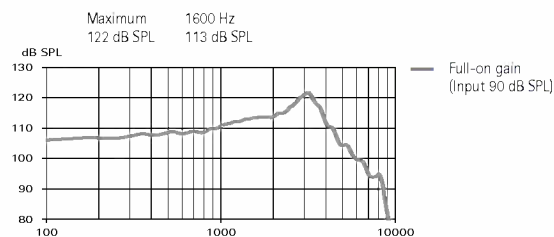
Receiver-In-Canal (RIC) instrument with size 312 battery  
(for fitting range, product details and available options, please see the Product Information or visit [www.phonakpro.com](http://www.phonakpro.com))

RIC instruments can be fitted with a Standard, Power or SuperPower plus external receiver (xReceiver). The Standard xReceiver (xS) is for mild to moderately severe hearing loss. Unless otherwise specified, all data obtained are measured in a closed configuration with a coupling disc onto a HA-1 coupler (ANSI-S3.7-1995) or an occluded ear simulator (EN 60711, coupling arrangement according to fig. 4 in the test standard), and in the Phonak Target measurement settings.

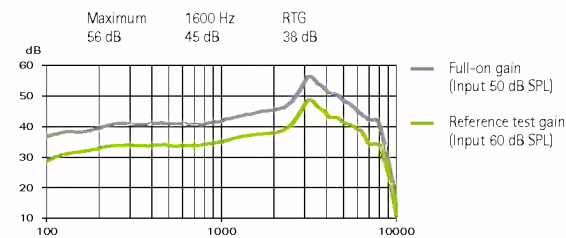
### Ear simulator data

EN / IEC 60118 and IEC 60711

#### Output sound pressure level

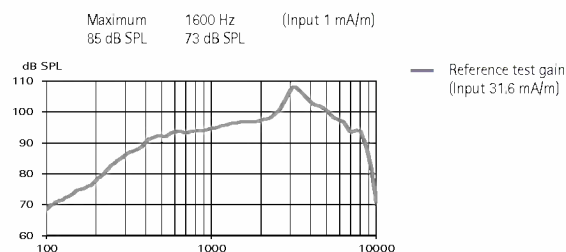


#### Acoustic gain



Frequency range	<100 Hz - 9200 Hz		
Total harmonic distortion	500 Hz	800 Hz	1600 Hz
	1.5%	2%	2.5%
Battery current	Quiescent	Working	
	1.1 mA	1.2 mA	
Equivalent input noise level	19 dB SPL		

#### Induction coil sensitivity



#### Dynamic data

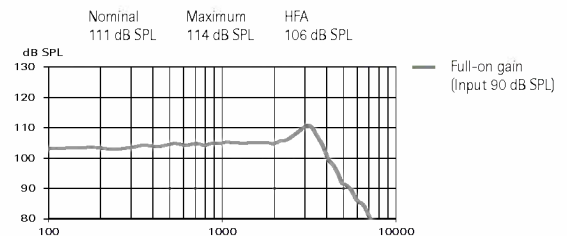
Compression	Attack time	Recovery time
	10 ms	50 ms

Using pure tone measurements with a digital hearing instrument can result in a wavy frequency response. This is an artifact resulting from the use of a narrowband input signal and does not affect the actual performance with naturally occurring broadband input signals.

### 2cm<sup>3</sup> coupler data

ANSI S3.22-2009

#### Output sound pressure level

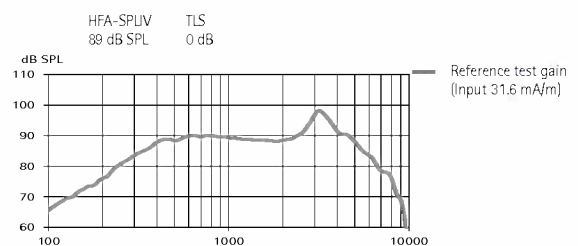


#### Acoustic gain



Frequency range	<100 Hz - 8800 Hz		
Total harmonic distortion	500 Hz	800 Hz	1600 Hz
	1.5%	2%	2%
Battery current	Quiescent	Working	
	1.1 mA	1.2 mA	
Equivalent input noise level	19 dB SPL		

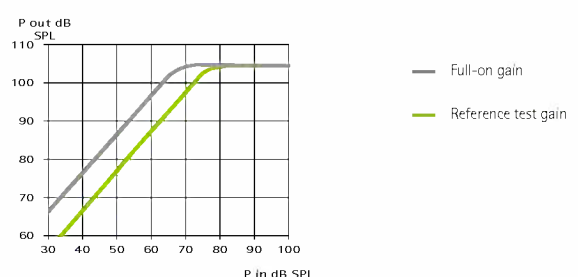
#### Induction coil sensitivity



#### Dynamic data

Compression	Attack time	Recovery time
	10 ms	50 ms

#### Input / Output characteristics at 2000 Hz



PHONAK

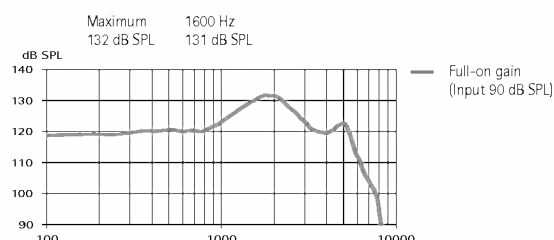
## Phonak Audéo V-312T (V90/V70/V50/V30) (xP)

The Power xReceiver (xP) is for mild to severe hearing loss.

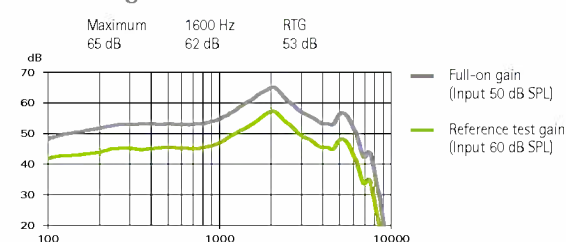
### Ear simulator data

EN / IEC 60118 and IEC 60711

#### Output sound pressure level

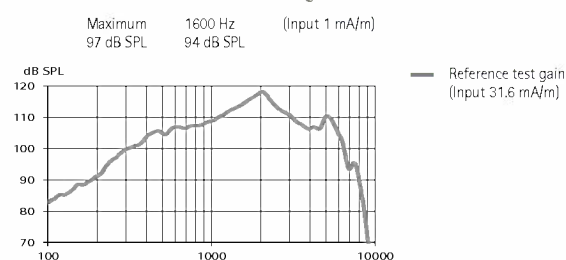


#### Acoustic gain



Frequency range	<100 Hz - 6400 Hz		
Total harmonic distortion	500 Hz	800 Hz	1600 Hz
	1.5%	1.5%	1.5%
Battery current	Quiescent Working		
	1.1 mA	1.2 mA	
Equivalent input noise level	19 dB SPL		

#### Induction coil sensitivity



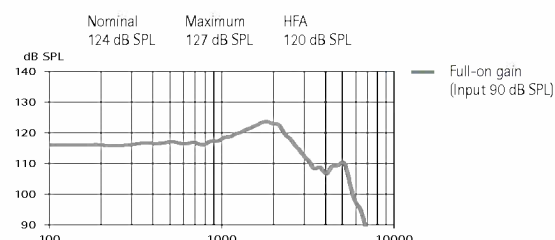
#### Dynamic data

Compression	Attack time	Recovery time
	10 ms	50 ms

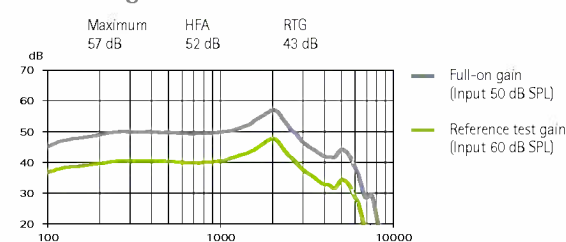
### 2cm<sup>3</sup> coupler data

ANSI S3.22-2009

#### Output sound pressure level

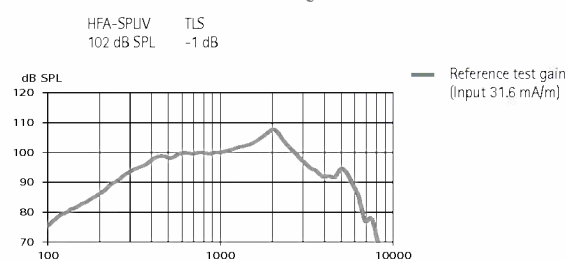


#### Acoustic gain



Frequency range	<100 Hz - 6600 Hz		
Total harmonic distortion	500 Hz	800 Hz	1600 Hz
	1%	1%	1%
Battery current	Quiescent Working		
	1.1 mA	1.2 mA	
Equivalent input noise level	19 dB SPL		

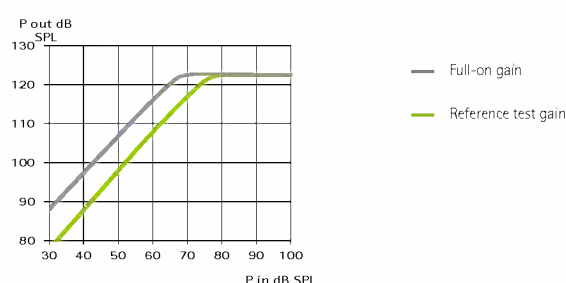
#### Induction coil sensitivity



#### Dynamic data

Compression	Attack time	Recovery time
	10 ms	50 ms

#### Input / Output characteristics at 2000 Hz



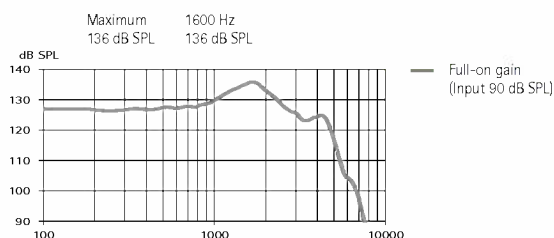
## Phonak Audéo V-312T (V90/V70/V50/V30) (xSP plus)

The SuperPower plus xReceiver (xSP plus) is for moderate to severe hearing loss.

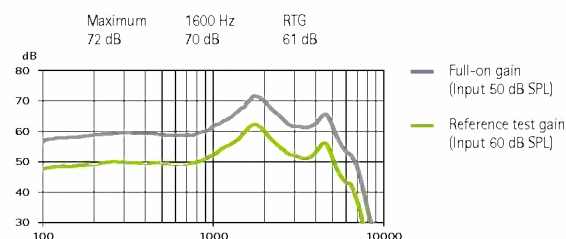
### Ear simulator data

EN / IEC 60118 and IEC 60711

#### Output sound pressure level

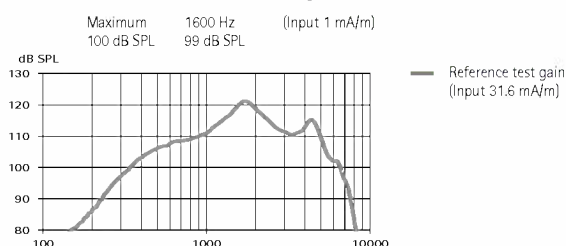


#### Acoustic gain



Frequency range	<100 Hz - 5500 Hz		
Total harmonic distortion	500 Hz	800 Hz	1600 Hz
	2%	1.5%	1%
Battery current	Quiescent Working		
	1.1 mA	1.2 mA	
Equivalent input noise level	19 dB SPL		

#### Induction coil sensitivity



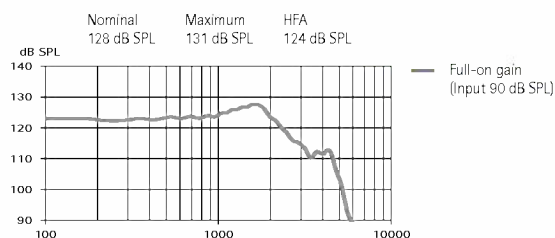
#### Dynamic data

Compression	Attack time	Recovery time
	10 ms	50 ms

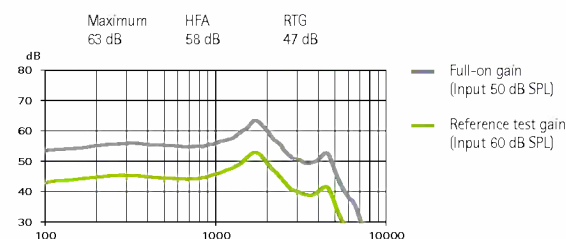
### 2cm<sup>3</sup> coupler data

ANSI S3.22-2009

#### Output sound pressure level

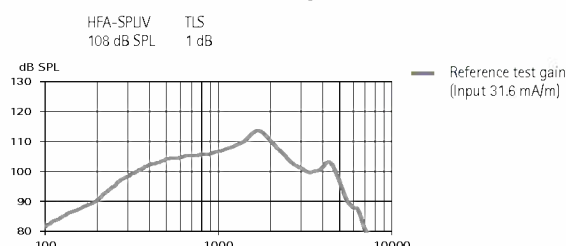


#### Acoustic gain



Frequency range	<100 Hz - 6000 Hz		
Total harmonic distortion	500 Hz	800 Hz	1600 Hz
	1%	1.5%	0.5%
Battery current	Quiescent Working		
	1.1 mA	1.2 mA	
Equivalent input noise level	19 dB SPL		

#### Induction coil sensitivity



#### Dynamic data

Compression	Attack time	Recovery time
	10 ms	50 ms

#### Input / Output characteristics at 2000 Hz

